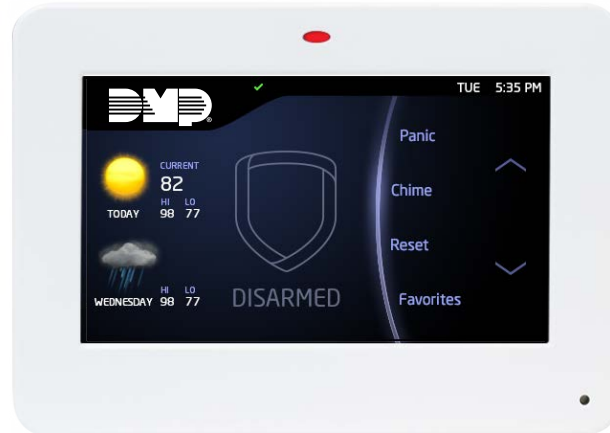




Graphic Touchscreen Keypad



FEATURES

- ▶ Integrated proximity reader
- ▶ Brand with your dealer logo
- ▶ Weather forecast
- ▶ Responsive resistive touchscreen
- ▶ Manage user codes
- ▶ Control Z-Wave® devices

- ▶ Slim profile in stylish gloss black or white finish
- ▶ 5-inch, full-color display
- ▶ Easy-to-use carousel menu
- ▶ Wired or wireless keypad
- ▶ Interactive shield for quick arming status
- ▶ Wiegand input (7873)
- ▶ Add up to four zones
- ▶ Keypad turns red in alarm conditions
- ▶ AC power and Armed LED
- ▶ Suitable for access, burglary and household fire applications
- ▶ Distinct fire, burglary, zone monitor and prewarn tones
- ▶ View system events/user activity through keypad display
- ▶ Supports “Is this a false alarm?” and Cancel/Verify™ features
- ▶ Built-in diagnostics for ease of service
- ▶ Simple harness connection to four-wire keypad bus
- ▶ Connect devices directly to keypad zones
- ▶ Displays armed zones and armed areas
- ▶ Unique silence feature allows the user to silence alarm bells and still keep the system armed
- ▶ Control Z-Wave® devices via the 738Zplus module
- ▶ Multiple chime sounds
- ▶ 26-character standard keyboard



KEYPAD DISPLAY

Users can easily adjust screen brightness, tone (frequency) and volume of keypad touches. Tap the desired function, then tap the plus or minus buttons to increase or decrease each of the settings for tone, volume and brightness.

CUSTOMIZE YOUR DISPLAY

Insert a standard Micro SD card in the keypad slot to transfer your dealer logo and dealer profile information to display on the keypad. When pressed, it provides your dealer contact information.

SHIELD DISPLAY

Basic arming and disarming has never been easier with the interactive shield icon displayed in the center of the keypad. The shield icon can perform many functions:

The keypad shows the arming status of the system at a glance. The shield's animated border will be a solid blue when armed, and the interior will display the type of arming: All, Perimeter, Home, Sleep or Away. Area modes are also supported. When disarmed, the area will be transparent with the exception of an outline of the shield.

The shield also allows for quick arming. When the user presses and holds the shield for two seconds, the system quick arms. The shield also provides standard arming and disarming options. When arming, the exit timer provides a countdown for the programmed amount of time the user has to exit. The timer provides both a visual and audible notification to exit.

TOUCHPAD CONTROL

The user can choose to have an audio confirmation tone each time a screen touch occurs.

The LED keypad (blue or red) indicates AC/Battery power and armed/disarmed status.

RED KEYPAD

During an alarm state, the keypad screen turns red. The change in color allows the user to instantly recognize an alarm condition, even if the siren has been silenced. The screen remains red until reset by the user.

CUSTOMIZABLE CAROUSEL MENU

The carousel menu on the main screen offers common functions such as Panic, Chime, Check-in, Reset, Options, and Easy Exit™. With a customizable carousel, there's no need to scroll through the options you don't want to use. Simply turn off those options and only the ones you care about are displayed.

Panic keys are part of the carousel menu; once pressed, three icons will appear: POLICE, EMERGENCY and FIRE. Easy Exit is only available while the system is armed. Traditional DMP shortcut keys will also work in the keypad screen.

ATTENTION LIST

After disarming, if an alarm on any zone or communication problem has occurred while armed, the main screen may display a yellow attention list icon at the top of the screen. When touched, the attention list displays the zone and event.

WEATHER INFORMATION

Up-to-date weather information for today and tomorrow displays on the bottom left of touchscreens that are installed with network or cellular connected panels. Network and cellular connected panels will also display the current temperature. If the panel is not capable of supporting weather, the space will be blank. Eight icons are available to indicate the weather: sunny, clear, p-cloudy, cloudy, rainy, snowy, stormy and foggy.

VERSATILE SUPERVISED AND UNSUPERVISED OPERATION

When programmed for supervised operation, the keypad occupies its own unique device address on the keypad data bus.

Unsupervised operation allows you to install an unlimited number of keypads set to the same device address. Increasing the number of keypads allows maximum system operating flexibility.

"IS THIS A FALSE ALARM?" OR CANCEL/VERIFY™

In a Home/Sleep/Away or All/Perimeter system, you can CANCEL a burglary alarm or VERIFY that a valid burglar alarm has occurred. You can also answer whether it is a false alarm with YES or NO. Selecting VERIFY or YES manually verifies that an alarm occurred and sends an alarm verification message to the monitoring station.

UNIVERSAL PROGRAMMING TOOL

The 7800/9800 Series Graphic Touchscreen Keypad can be used for system programming.

FOUR EXPANSION ZONES

Zone expansion is available right on the keypad where you need it the most. The four expansion zones on the 7872 and 7873 models are fully programmable Class B protection zones that can be used for a variety of residential fire, burglary and access control applications.

CODELESS OPERATION

The built-in proximity reader operates with a variety of credentials, including cards, fobs and the DMP Prox Patch™, a small, adhesive "button" that users can attach to a wallet, phone, or other item they usually carry with them. A confirmation tone sounds when the credential is recognized and accepted.

Z-WAVE™ SUPPORT

Add up to 140 Z-Wave devices with the 738Zplus module on the XR and XT Series panels. Control your lights, locks and thermostats all from the Carousel menu on the graphic touchscreen keypad. Create Favorites to program multiple devices to respond to a single command or panel event like arming and disarming.

POWER METERS WITH Z-WAVE SMART SWITCHES

Z-Wave devices that are plugged into Smart Switches can be connected to the panel to provide a meter reading on the keypad. Both instantaneous and accumulative readings are provided.

GRAPHIC TOUCHSCREEN KEYPAD



USB Style includes desk stand and easy-to-plug-in mini-USB power supply.

ZONE TYPE SELECTION

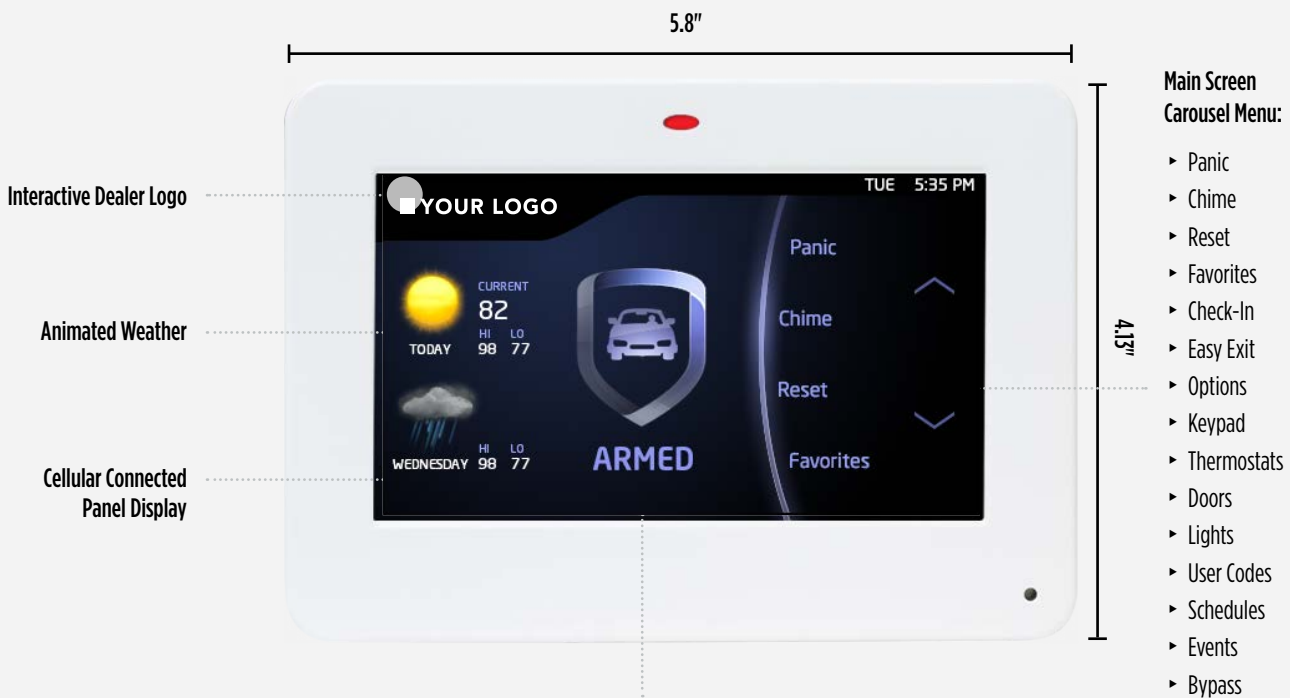
Keypad zones can be programmed using the zone types available on the panel. Select Night, Fire, Panic, Exit and Emergency operation depending on the user requirements.

ZONE DEVICE CHOICES

Connect PIRs, door and window contacts, residential pull stations, sprinkler tamper switches and silent panic buttons. Plan the installation to afford the best coverage while eliminating potential problems associated with multiple wire runs.

7873 MOMENTARY BYPASS

To provide an entry and exit window on systems with 24-hour perimeter protection, DMP offers the Bypass feature. Bypass allows the user enough time to enter or exit the area. If the door remains open when the timer expires, a zone Open/Shut is sent to the panel for the keypad Zone 2.



Arming: Tapping the shield provides the user an arming options screen.

Arming: Press the shield for two seconds, and the system quick arms and starts the exit timer, giving the user time to leave.

Disarming: Press the shield for two seconds, and the keypad screen asks you to enter your code to disarm.

Enter code: When the user opens an entry door, the keypad screen asks you to enter your code to disarm.

COMPATIBILITY REFERENCE SHEET

Keypad Model Features

Model	Panic	Red in Alarm	4-Zones	Internal Prox Reader	Wiegand Input Form C Door Strike Relay
7872	•	•	•	•	
7873	•	•	•	•	•
9862	•	•		•	
9862USB	•	•		•	

Keypad Accessories

694-7800-W	Retrofit Backplate (White)
695-7800-B	In-Wall Backbox (Black)
695-7800-W	In-Wall Backbox (White)
698-7800-B	Retrofit Backplate (Black)
698-7800-W	Retrofit Backplate (White)
699-7800	Keypad Deskstand
9800-STAND-B	Replacement Deskstand for 9800 Keypads
9800-STAND-W	Replacement Deskstand for 9800 Keypads

Keypad Wiring Harness

300-7800-5	5-wire harness
300-7800-12	12-wire harness

Proximity Credentials

1306	Prox Patch
1326	Proxcard® II Card
1346	ProxKey® III Access Device

Proximity Credentials (Cont'd)

1351	ProxPass®
1386	IsoProx® II Card
PSC-1	Standard Light Proximity Card, 10 Pack
PSC-1	Standard Light Proximity Card, 100 Pack
PSC-3	Proximity Key Ring Tag, 100 Pack
PSK-3	Proximity Key Ring Tag, 10 Pack
PSM-2P ISO	Imageable Proximity Card, 10 Pack

HID Readers


PP-6005B	ProxPoint® Plus Proximity Reader
MP-5365	MiniProx® Proximity Reader
PR-5455	ProxPro® II Proximity Reader
MX-5375	MaxiProx® Proximity Reader

Farpointe Readers

Delta 3	Contactless Mullion-Mount Smartcard Reader
Delta 5	Contactless Smartcard Reader
Delta 6.4	Contactless Smartcard Reader
CSR-35P	High Security Reader
DE2	MIFARE® DESFire® EV1 Smartcard



7872-B | 7873-B | 9862-B | 9862USB-B



695-7800-B In-Wall Kit
or 695-7800-W



7872-W | 7873-W | 9862-W | 9862USB-W

Specifications

Operating Voltage	12 VDC
Dimensions (7800)	5.8" W × 4.13" H × 0.6" D
Dimensions (9800)	5.8" W × 4.1" H × 0.8" D
Display Type	Full-color graphic LCD
Display Size	5.0" (15:9 diagonal)
Colors	Gloss Black or White

Compatibility

7872/7873	XT30 XT50 and XR150 XR550 Panels
9862/9862USB	XT, XTL, and XR150 XR550 Panels

Current Draw

7872

Standby	145 mA + 1.6 mA per active zone
Alarm	215 mA + 2 mA per active zone

7873

Standby	143 mA + 1.6 mA per active zone
Alarm	222 mA + 2 mA per active zone

9862

Standby	120 mA + 1.6 mA per active zone
Alarm	206 mA + 2 mA per active zone

Certifications

7872/7873

California State Fire Marshal (CSFM)	
FCC Part 15 RFID Reader FCC ID: CCKPC0131	
Industry Canada ID: 5251A-PC0131	
ETL Listed:	
ANSI/UL 294	Access Control
ANSI/UL 365	Police Connected Burglar
ANSI/UL 609	Local Burglar
ANSI/UL 1023	Household Burglar
ANSI/UL 1076	Proprietary Burglar
ANSI/UL 1610	Central Station Burglar
ANSI/UL 985	Household Fire Warning

9862/9862USB

FCC Part 15: CCKPC0132	
Industry Canada ID: 5251A-PC0132	
ETL Listed:	
ANSI/UL	1023 Household Burglar
ANSI/UL	1076 Proprietary Burglar
ANSI/UL	1610 Central Station Burglar

For additional information,
go to DMP.com/Compliance.

800-641-4282 | DMP.com
2500 N. Partnership Blvd, Springfield, MO 65803
Designed, engineered & manufactured in
Springfield, MO using U.S. & global components